

B.A. / B.Sc. (Honours & General)

1st Year / 2nd Year / 3rd Year

FEES DETAILS FOR 2022-2023

Semester Wise Payments to be made

Semester-2 / Semester - 4 / Semester - 6 Fees Details:

- 1. Tuition Fees (per semester) = $150 \times 6 = 900/-$**
- 2. Semester Fees (per semester) = 12,500/-**
- 3. Self Financing Courses (per semester) = $800 \times 6 = 4800/-$**

(Self-financing courses fees is to be paid only by those students who have opted for one or more of the subjects mentioned below as their elective)

(Human Rights / Film Studies / Sociology / Statistics)

All Payment to be made online

If you do not have Net Banking facility / Debit Card / Credit Card then you have to generate a challan then produce that challan at any SBI branch to pay by cash.

Please Note: No Cash payment will be accepted without a valid challan.

Kindly follow the steps mentioned below to pay your fees

- 1st year students should select the option **Semester-2**, available on the SBI portal.
- 2nd year students should select the option **Semester-4**, available on the SBI portal.
- 3rd year students should select the option **Semester-6**, available on the SBI portal.

If payments for self-financing subject/s have not been made, then the same can be made using the **Miscellaneous Payments option**

Pay Rs 4800/- if you have one (1) self-financing subject and Rs 9600/- if you have two (2) self-financing subjects.

Steps are given below

(Note: All data mentioned below is only for demonstration purpose)

LORETO COLLEGE, KOLKATA

Online Fees Payment


No Payment by Cheques will be accepted

Kindly pay your college fees by cash or through online mode

Please follow the instructions given below

Go To www.loretocollege.in and click on Login Button

☎ 033-40055712 ✉ loretocollege1912@gmail.com / principal@loretocollege.in



Loreto College, Kolkata

Founded in 1912

Affiliated to University of Calcutta
NAAC Accredited 5 Star College in 2000
Re-accredited by NAAC in 2007 with 'A' Grade (2nd Cycle)
Re-accredited by NAAC in 2012 with 'A' Grade (3rd Cycle)
College of Potential for Excellence
75th All India Rank by NIRF 2020

🏠 Home

Login

News Letter



ABOUT~ ACADEMIC~ NAAC IQAC NIRF CAMPUS LIFE~ SUPPORT~ E-RESOURCES~ ADMISSION~ ADMINISTRATIVE~



Mr. Kanchan Gupta, Chairman of RRRLF, hands over a facsimile of the manuscript of the original Constitution of India to Sr. Christine Coutinho, on the occasion of Constitution Day

NOTICE BOARD

Enrichment Courses April-August 2021 **View Details** 

The Crowning of Our Lady **View Details** 

...View All Notices

ISR ACTIVITIES~ PRESS RELEASE FACILITIES~ ALUMNAE~ FEEDBACK~ GREEN CAMPUS~

Click on Online Fees Payment

Loreto College Kolkata E-Corner Login




Academic
Management System



Teacher's Login



Student's Login



Online Fees Payment



Web Mail



Investment

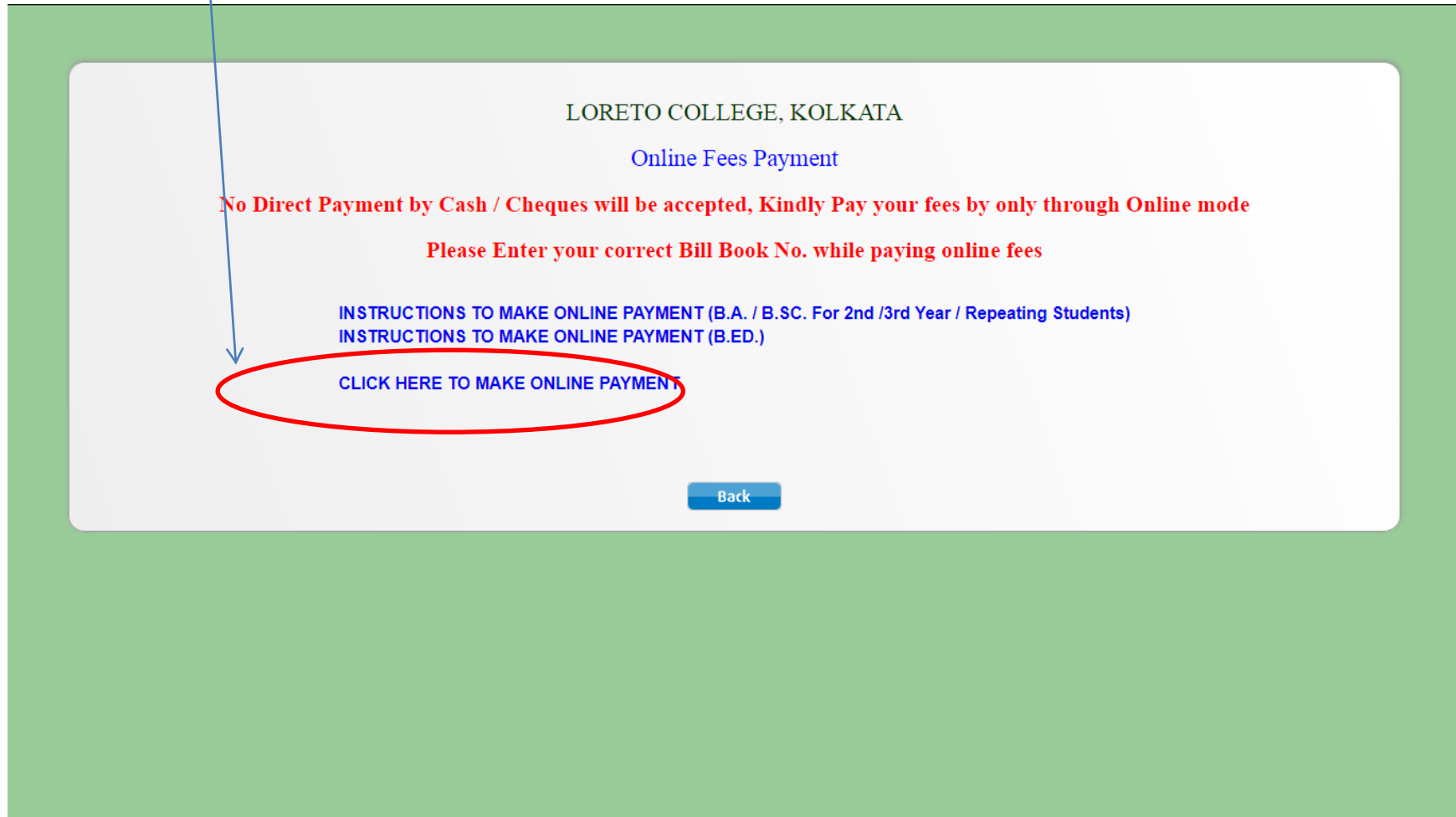


Attendance



Fees Management
System

Click On Make Online Payment Link



LORETO COLLEGE, KOLKATA

Online Fees Payment

No Direct Payment by Cash / Cheques will be accepted, Kindly Pay your fees by only through Online mode

Please Enter your correct Bill Book No. while paying online fees

INSTRUCTIONS TO MAKE ONLINE PAYMENT (B.A. / B.SC. For 2nd /3rd Year / Repeating Students)
INSTRUCTIONS TO MAKE ONLINE PAYMENT (B.ED.)

CLICK HERE TO MAKE ONLINE PAYMENT

Back

Step 1: Enter Loreto College in the Search Field and Click on Loreto College

The screenshot displays the SBI SB Collect website interface. At the top, the SBI logo is on the left, and the 'SB Collect' header is in the center. A yellow bar on the right contains the text 'Hindi'. Below the header, a navigation menu includes links for 'HOME', 'TRANSACTION HISTORY', 'FAQ'S', and 'CUSTOMER SUPPORT'. The main content area features a large purple banner with the text 'STATE BANK COLLECT' and six categories of payments, each marked with a yellow checkmark: 'Payments for Services to Corporates, Government and Public Sector Undertakings', 'Donations to charitable & religious institutions', 'Local taxes like water tax, house tax, property tax', 'Payment of fees to educational institutions, hospitals and municipal corporations', 'All Payments related to merchants, industry and commercial services', and 'Pay using Netbanking/Debit/Credit Prepaid Cards, UPI'. Below the banner is a search bar with the text 'Loreto' entered. A red circle highlights the search bar, and an arrow points to the 'LORETO COLLEGE' suggestion that appears below it. To the right of the search bar, the text 'West Bengal' is visible. Below the search bar, there is a grid of eight categories, each with an icon and a label: 'Educational Institutions' (school icon), 'Religious/Charitable Institutions' (heart icon), 'Municipal Corporations' (government building icon), 'Govt Departments' (capitol icon), 'Healthcare Institutions' (hospital icon), 'PSU-Public Sector Undertaking' (factory icon), 'Recruitment' (ID card icon), and 'Private Merchant' (store icon).

SBI

SB Collect

Hindi

HOME TRANSACTION HISTORY FAQ'S CUSTOMER SUPPORT

STATE BANK COLLECT

- ✓ Payments for Services to Corporates, Government and Public Sector Undertakings
- ✓ Donations to charitable & religious institutions
- ✓ Local taxes like water tax, house tax, property tax
- ✓ Payment of fees to educational institutions, hospitals and municipal corporations
- ✓ All Payments related to merchants, industry and commercial services
- ✓ Pay using Netbanking/Debit/Credit Prepaid Cards, UPI

Loreto


LORETO COLLEGE

West Bengal

Select Category

- Educational Institutions
- Religious/Charitable Institutions
- Municipal Corporations
- Govt Departments
- Healthcare Institutions
- PSU-Public Sector Undertaking
- Recruitment
- Private Merchant

Step-2: SELECT Semester -2 / Semester-4 / Semester-6 option



SB Collect

[HOME](#) [TRANSACTION HISTORY](#) [FAQ'S](#) [CUSTOMER SUPPORT](#)

Payment Progress

✓


Select Payee

Enter Payment Details

Verify Payment Details

Complete Payment

Print Receipt

 **LORETO COLLEGE** | 7, MIDDLETON ROW, , KOLKATA-700071

Enter Payment Details

Payment Category* :

--Select any Category--

Semester-3

Semester-5

BED Admission and Semester-1

Semester-2

Semester-4

Semester-6

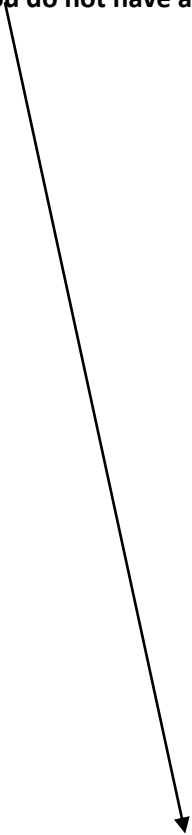
Back

© State Bank of India

[Privacy Statement](#) [Disclosures](#) [Terms of Use](#)

- If you have Human Rights / Film Studies / Sociology / Statistics then Choose 4800/- otherwise choose 0/-
- Semester-6 students should select 0/- option for self-financing courses
- *No practical fees is to be paid* in Semester- 2 / 4 / 6

Select 0 if you do not have any practical or self financing subjects otherwise select 4800/- for self financing subject/s





Enter Payment Details

Payment Category^{*}:

Semester-4

Student Name *

Bill Book No *

Department

Tuition Fees *

900

Fixed:Rs.900

Semester Fees *

12500

Fixed:Rs.12500

Self Financing HR or FMSG *

--Select Self Financing HR or FMSG--

Self Financing Sociology *

--Select Self Financing Sociology--

Self Financing Statistics *

--Select Self Financing Statistics--

Remarks :

--Select Self Financing Statistics--

0

4800

• Enter your correct Bill Book No

• If you do not have a self financing subject then select the zero options

Enter Your Details

Select the mode of payment. For payment through Net banking / Credit Card / Debit Card, choose your suitable option. **For payment by cash in any State Bank of India branch, click ‘SBI BRANCH’**

NET BANKING

CARD PAYMENT

UPI CASH PAYMENT


The screenshot displays the 'STATE BANK COLLECT MULTI OPTION PAYMENT SYSTEM' interface. It is organized into three main sections: 'Net Banking', 'Card Payments', and 'Other Payments Modes'. The 'Net Banking' section includes 'State Bank of India' (with a 'CLICK HERE' button) and 'Other Banks Internet Banking' (also with a 'CLICK HERE' button'). The 'Card Payments' section features a warning about unavailability between 23:30 IST and 00:30 IST, followed by 'RuPay Rupay Card' (with a 'CLICK HERE' button), 'Foreign Card' (marked 'NOT ENABLED'), 'Credit Cards' (with a 'CLICK HERE' button), and 'Prepaid Card' (marked 'NOT ENABLED'). The 'Other Payments Modes' section includes a warning about UPI unavailability between 22:30 IST and 23:30 IST, followed by 'UPI' (with a 'CLICK HERE' button'), 'NEFT/RTGS' (marked 'NOT ENABLED'), and 'SBI Branch' (with a 'CLICK HERE' button'). Blue arrows from the section headers point to specific options: 'NET BANKING' points to 'State Bank of India' and 'Other Banks Internet Banking'; 'CARD PAYMENT' points to 'RuPay Rupay Card' and 'Credit Cards'; 'UPI CASH PAYMENT' points to 'UPI' and 'SBI Branch'.


Section	Payment Mode	Bank Charges	Status	Action
Net Banking	State Bank of India	Rs 11.8	Available	CLICK HERE
	Other Banks Internet Banking	Rs 17.7	Available	CLICK HERE
Card Payments	RuPay Rupay Card	Rs 0.0	Available	CLICK HERE
	Foreign Card	Rs --	NOT ENABLED	
	Credit Cards	Rs 91.45	Available	CLICK HERE
	Prepaid Card	Rs --	NOT ENABLED	
Other Payments Modes	UPI	Rs 0.0	Available	CLICK HERE
	NEFT/RTGS	Rs --	NOT ENABLED	
	SBI Branch	Rs 59.0	Available	CLICK HERE

If you want to pay by cash then select State Bank of India branch, click ‘SBI BRANCH’ (red circle)


STATE BANK COLLECT MULTI OPTION PAYMENT SYSTEM


Net Banking



State Bank of India
Bank Charges: Rs 11.8
[CLICK HERE](#)



Other Banks Internet Banking
Bank Charges: Rs 17.7
[CLICK HERE](#)


Card Payments

 This payment mode is not available between 23:30 hours IST and 00:30 hours IST


RuPay Card
Bank Charges: Rs 0.0
[CLICK HERE](#)



Credit Cards
Bank Charges: Rs 91.45
[CLICK HERE](#)



Prepaid Card
Bank Charges: --
NOT ENABLED



Foreign Card
Bank Charges: --
NOT ENABLED

Other Payments Modes

UPI is not available between 22:30 hours IST and 23:30 hours IST


UPI
Bank Charges: Rs 0.0
[CLICK HERE](#)


NEFT
NEFT/RTGS
Bank Charges: --
NOT ENABLED


SBI Branch
Bank Charges: Rs 59.0
[CLICK HERE](#)